

# Bluegrass, Bourbon, and Bernheim

by Charlene Dunn



Since 2005 the AKC has offered a National Tracking Invitational (NTI) every two years. We had an off year in 2015 as the last "official" NTI was 2013. However with the help of Mid-Kentucky Kennel Club and the Greater Louisville Training Club as sponsors they convinced the AKC to allow another NTI.

2016 NTI had 343 dogs "Eligible". The eligibility criteria was that the team had earned their Champion Tracker (CT) title between 1/1/2008 and 6/30/2016. Given the years it takes to train to the CT level, some of those eligible teams are no longer with us.

From the DFW Tracking Club we had 5 eligible teams.

- All American - CT Maddie Dunn TDU (Maddie)
- Belgian Tervuren - CT Ambition's Almond Joy Qui Rit VCD1 RAE MX AXJ NF (Jordan)
- Dachshund - TC Laci's Csi V Kanix Mw VCD1 BN RE OA OAJ ME (Vegas)
- Labrador Retriever - CT Charlie Dunn RE (Charlie)
- Labrador Retriever - CT Mellowrose Glad All Over CD GN RE JH CGC (Rosie)

Rosie exhibited at the 2013 NTI and two of our team had gone to the bridge. Rest in Peace:

- Jordan - owned and loved by Sarah Helber
- Charlie - owned and loved by Charlene Dunn

The NTI is much like a lottery. 343 teams vying for 12 spots. There are two sets of Judges and they run a modified track, taking aspects from each of the Tracking levels. These were the rules for 2016.

- Turns: 5 – 7
- Age of Track: 2 – 4 hours
- Length of Track: 600 – 800 yards
- Articles: 4 (cloth, plastic, metal, and leather; start article will be cloth)
- Cross-tracks: Natural, none plotted
- Obstacles: At least two
- Surfaces: Variable terrain

The two clubs were responsible for all the logistics including hiring the judges. For 2016, two husband and wife teams were chosen. Saturday judges were Connie Austin and Ule James.

*continued on page 3*



DFW TRACKING CLUB

## Tracks



**Next Meeting**  
**Sunday, November 13**  
**following the VST/TDU**  
**(no earlier than 12-noon)**

**La Quinta - Bedford**  
**1809 Hwy. 121**  
**Bedford, TX 76021**

### Inside Tracks:

Bluegrass, Bourbon and Brenheim .....	1
November Meeting	
Announcement .....	1
President's Message .....	2
Tracking Classes .....	2
Tracking Tips - Line-Ups ..	5
Dues Reminder .....	7
Minutes .....	8
Upcoming Tests .....	8-9
Sopapilla Cheesecake Pie	10
DFWTC Info .....	10

# *President's Message*

Finally the weather's starting to turn! At least we have some cooler mornings now, although not enough of them yet.

Our August meeting was our Annual Meeting. Our entire Board agreed to serve another term. We're fortunate to have folks willing to do that - sometimes it's a pretty thankless task. So - Thanks!

This edition of *Tracks* also marks the beginning of Laurel Hoevker's second year as Editor. Thanks, Laurel!

We're starting into our "busy" season now. We've just started the Fall classes, thanks to instructor David Bull with the assistance of Jean-Maria Higginbotham. Thanks also to Cindi Todd for coordinating enrollments. Sometimes it sounds to me a bit like herding cats.

We have a full calendar ahead, with lots of opportunities to volunteer.

November 12-13, 2016 will be our first VST/TDU combined test, based at the Texas Health Harris Methodist HEB Hospital. Tracy Freeling is the Chair/Secretary and Charlene Dunn and Stephanie Crawford are judging. As Chief Tracklayer, I'll be putting out a plea for volunteers by the time you read this. Please do volunteer.

January 14-15, 2017 will be our VST test, using the hospital and Tarrant County College NE. Charlene will serve as Chair/Secretary, with Linda Baschnagel and Darlene Barnard as judges.

March 11-12, 2017 we're planning another TDX/TD at the LBJ National Grasslands, Unit 49. I will serve as Chair/Secretary, with judges Charlene Dunn and Stephanie Gonyeau. A TDX/TD is our most labor-intensive type of test, since we have to have flag carriers and cross-tracklayers in addition to tracklayers. We can use all the help we can get!

In addition, Susan Norvell has again agreed to host our Christmas Party at her home. Susan and the Board have agreed on Saturday, December 17 at 2 pm. You'll be hearing more about that soon, but put it on your calendars.

And finally, Marian and I plan to start the Winter Classes on Sundays starting January 8. Look for registration to open around December 1.

Lots to look forward to over the next several months!

Sarah

---

## **Tracking Classes**

David Bull and Jean-Maria Higginbotham are the 2016 Fall Tracking Class instructors. Classes began October 1 and will continue through November 19. Word is that the Beginner Class is AWESOME with highly motivated owners with quick to learn dogs! The Beginner Teams include a Cardigan Corgi, Scotch Collie, English Springer Spaniel and an Australian Shepherd. The Intermediate Class is made up of teams that fall somewhere between beginners and advanced who are ready to test but have not yet been certified. The class includes two Cocker Spaniels, a Golden Retriever, a German Shepherd Dog, a Bloodhound, two Border Collies, and a Cardigan Corgi.



Marian Beck-Edwards and Sarah Helber will teach the 2017 Winter Tracking Classes scheduled to run Sunday mornings January 8 through February 26. Registration will begin about December 1. The number of students will be limited so watch for the registration information on the website and sign up quickly.

Bluegrass, Bourbon, and Brenheim *continued from page 1*

Sunday judges were Ron and Luci Seeley. Several of the tracklayers were also judges. When the NTI first started, all tracklayers were judges and it was an honor to be there to cheer on the teams.

So enough about the logistics of the NTI, let's get to the real reason we are here. We entered the NTI. Vegas was drawn in 3<sup>rd</sup> on Saturday. Maddie was 13<sup>th</sup> alternate. Being we showed on Saturday and it was a 900 mile drive from DFW to Louisville KY we left Thursday night. We arrived in Little Rock, AK and the girls spent the morning lounging while I worked. Soon we were off for the Bluegrass state!

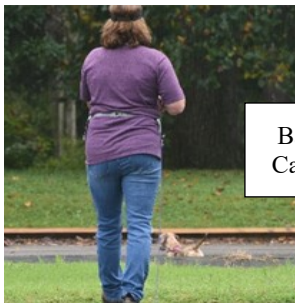


On Saturday, the day dawned (sort of) cloudy and overcast, strong chance of rain. I arrived at the draw (basecamp on the map below) as did the rest of the 11 entrants. After pleasantries and the draw (Track 1 Beagle, Track 2 Westie, Track 3 Corgi, Track 4 Dachshund, Track 5 English Cocker, Track 6 Belgian Sheepdog), we all adjourned outside for a group photo. 1<sup>st</sup> rule I teach my students is NEVER, EVER change your routine. Well, pictures are NOT a before track event, so as you can see, I was dog-less.



We drew track #4 and somewhere between track 2 and 3 it had started raining (now I wasn't crazy, but it did stop and those frog togs are HOT, so I took the coat off – I shouldn't have trusted the Kentucky weather!). After a slow start we were off, paralleling the road.

Soon Vegas indicated a turn and we headed for our 1<sup>st</sup> obstacle – the road. After crossing the road and a parking lot we made an open right turn and headed down the grass to our 2<sup>nd</sup> article (blue plastic lid).




We continued on this trajectory until we made a 90° turn towards the water. After crossing another road, we made a 90° left turn to our 3<sup>rd</sup> article (black leather glove).



*continued on page 4*



We then motored along until we reached a gravel path and made a hard surface turn. We meandered down the path until we reached a bridge across the lake. At the end of the bridge was our last article (metal lid), and even though it started raining before we hit our first obstacle (we were soaked!) the Dachshund thought of swimming as she stood on the rocks looking into the water. Interesting how the tracking world is so small. My tracklayer was Jeff Whisett. He and I took our test interview for TD level judge in June of 2006 together.



After a change of clothes (as I was soaked) Mitzi (tracklayer and judge from California), and Laura (Sunday entrant) went off to Jim Beam across the road (literally) and rested.



We had a potluck dinner that night. The entertainment of the evening was a “judges’ dish” on the working performance of all the teams. As you may or may not have known, the NTI is an “exhibition” therefore there are no “pass/fail”, however they do have what they call an “assist”.



On Sunday we again stopped by base camp to see how the draw went (Track 1 Belgian Tervuren, Track 2 Cocker, Track 3 Basenji, Track 4 Giant Schnauzer, Track 5 Dalmatian, Track 6 Labrador Retriever), and thanked our stars we weren't in that group. Unlike Saturday, Sunday was hot, humid, and sunny; not good for older dogs. I said my good-byes and good lucks to the teams and headed 900 miles back home.

A once in a lifetime experience. I was grateful and lucky to be able to participate.

# Tracking Tips - Line-Ups

by Sarah Helber

## Introduction

I have been meaning to write a few articles that might prove useful to our readers. One of them is this article about "line-ups". As many times as I have explained line-ups to others, many do not really and truly understand them or they find them too difficult. Or maybe I don't explain them well enough. I hope this article will help.

Before going further, I need to say that the phrase "line-up" is just that - a phrase. Some people use it differently than I do, and that's fine. I just wanted to explain what I mean and why and how I use them. There are many many ways to lay tracks and to teach tracking, but I thought I would pass along some of the tips I have been taught over the years. Perhaps they'll find a home in some tracking toolkits.

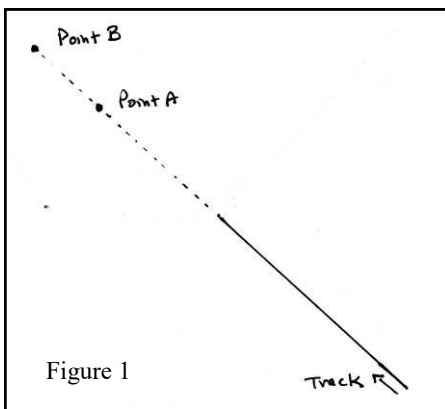
## Why use a "Line-up"?

In starting a dog in tracking I try very hard to remember that I'm not teaching the dog to track. Dogs really do know how to track. My focus needs to be on clearly communicating how I want him to track when I'm on the other end of the line, and also on keeping him motivated to do it. My job is to impose some new requirements on my dog without confusing or discouraging him.

In doing this, one of the most important training tools is the track itself. I believe that if I am to show the dog what I want when he is tracking, I must be very sure I know where the track is. Some areas of the country have sand or tall soft grass and some trackers even find plowed fields to use to see exactly where the track is, but the fields I use are usually not as helpful and I haven't been willing to make the effort to find ones that are.

That is why I start with straight lines, and then extend them. Using a line-up is just a way to lay a straight line and to be able to find it again. With the use of a line-up I can be fairly certain of where the track is, even when it gets longer and longer. Because I personally like my dogs to track very close to the track, I will use line-ups for most of my dog's training. As my dog progresses I will relax my requirements a little, but I will still be using line-ups to lay the track in case I need to insist on his staying close to the track.

In working with novice handlers and dogs, one of the most frustrating things to me is for a handler to insist that his dog is not on the track, only to find that it was the handler - and not the dog - that was off the track.



## What Is My Definition of a "Line-up"?

To me, a "line-up" consists of two clearly identifiable points, separate from each other as well as separate from me, that I can see at the same time. Remember plane geometry? One and only one line exists between any two points, and that line can be extended indefinitely (for our purposes anyway) in both directions. Look at Figure 1. Point A and Point B are two distant points that line up, and only one line can line up with those two points.

This definition has several pieces:

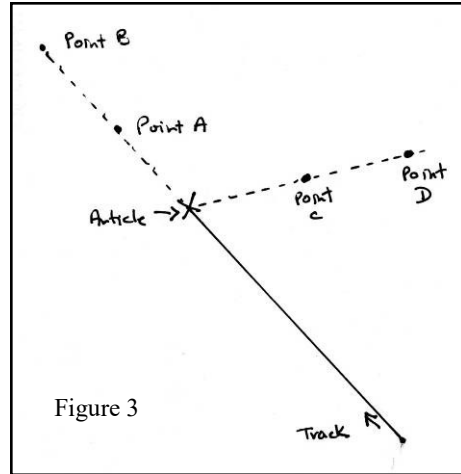
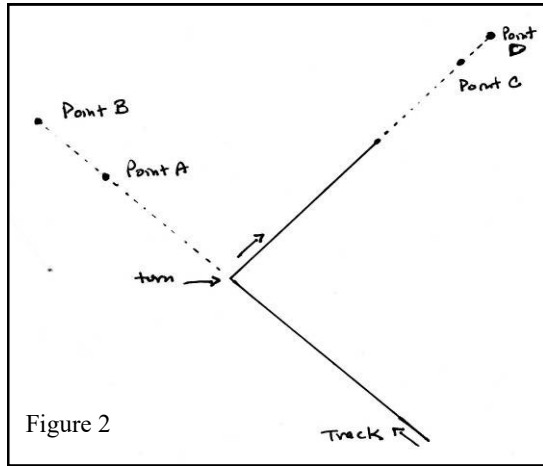
- Two separate points are used. Often when I ask someone what their line-up is, I get an answer like "I'm lined up on that tree". To me, that's not a line-up. A tracklayer can line up on that tree from anywhere in sight! If the tracklayer is indeed on the track, there is a straight line from them to the tree. If, however, they are NOT on the track, there is still a straight line from them to the tree but it's NOT THE TRACK!
- The points must be separate from each other. A tree growing out of a bush is not two points - it's a single point.
- The points must be separate from me - one of the points may be the end of the track, but then the other needs to be further in the distance. I may be trying to stay on the track, but I'm not part of it.
- I must be able to see both points at the same time (unless the front one appears larger and completely obscures the back one, as in two poles). I know some people want to line something up in front and something directly behind, but I'm just not agile enough to do that and still ensure that the "behind" is exactly 180 degrees from the front one, and it really doesn't help me walk a straight line when I'm laying my training tracks.

*continued on page 6*

## Extending the Concept

The concept of a line-up is also useful for locating turns and articles. Using a little bit more of plane geometry, one and only one point exists at the intersection of two lines. Look at Figures 2 and 3 below. Point A and Point B are two separate points that define one line, and Point C and Point D are two points that define another line. Where they cross identifies a specific location.

For our purposes, the single point at which the two lines intersect could be the turn, and portions of the two lines are the legs of a track, as in Figure 2. Or, Points A and B could be the track, with the line defined by Points C and D being used to specifically identify where an article has been placed.



## Finding Line-Ups

Of course it's much easier to find line-ups in flat urban areas, but it's usually possible in open tree-lined fields. When they're most useful, with a green dog, a handler can usually choose a familiar location that does have good line-ups to use.

There are lots of opportunities for line-up components (remember to have two items lined up):

- the most common - pole-like objects - signs, trees, light poles, etc.;
- edges work well - edges of tree clumps, buildings, signs, etc.;
- distinct objects in the environment are good - unusually-shaped trees or clumps of trees, letters of signs, downspouts or drainage holes on buildings, etc.;
- peaks and valleys in tree lines or building outlines (be sure to note which one if there are several - e.g. 3rd from right);
- the center of an open space between two components - between trees, a tree and a pole, etc.;
- distinct ground markers visible from a distance - plants, tires in the field, trash items, etc.

Examples of some line-ups are shown in Figures 4 and 5 below. The pictures are not as clear as I would like, but they're better than my drawings!



Figure 4 A BC D



Figure 5

*continued on page 7*

## Tracking Tips - Line-Ups *continued from page 6*

- Line A is lining up the left edge of the far tallest tree with the center of the space between the left clumpy tree and the right lower clump. I wouldn't normally use that one if my track was to go beyond the right clump.
- Line B is lining up the tallest part of the tallest tree with the right edge of the clumpy tree on the left.
- Line C is lining up the dip to the right of the tallest point of the tallest tree with the left edge of the right-hand clump in the distance.
- Line D is lining up the right edge of the distant clump of trees with the point of a grayish-green tree in the next tree line.

Another example is shown in Figure 5 above.

- The arrow on the left points to a telephone pole. I am always wary of distant poles centered on trees - frequently they grew up around the pole and just weren't mowed down. I would however, line it up with the right edge of the clump of bushes in front of it.
- The line I inserted in the middle of the picture shows that the center of the first "dip" from the left edge of the tree line doesn't quite line up with the distant shrub, so I wouldn't use it, but it does line up with the right edge of the nearest dark green clump.
- The arrow on the right side of Figure 5 points to another telephone pole. Again, it doesn't conveniently line up with the right edge of the clump in front of it, but does line up with the left edge of the tree in the middle of the square dip to the left of the tallest part of the tree line. And yes, if it's this unclear, I'll write the descriptive words on my map.

## Things to Remember

- Try to be sure you can see both components of the line-up the entire time you're walking. Sometimes a dip will surprise you, but if you've been practicing laying straight lines, you're more likely to continue to walk straight until you can see both again, and then adjust as necessary. Habit/muscle memory helps!
- The amount of time (and activity) between laying and running a track with line-ups can be important.
  - Line-ups can move or be obscured. It's best not to use vehicles or any line-up behind a parking area.
  - Shadows and colors can change. It's amazing how those bois d'arc apples that identify a tree are so obvious in the morning sun, but totally disappear later in the day.
- Line-ups aren't always the answer, although they're great when you're training a green dog and can pick the location.
  - In the woods, clips with streamers work better. Rarely can a tracklayer see or walk far enough in a straight line.
  - If there are truly good ground markers not too far apart, they work well. Of course if there are good ground markers, distant ones can be used as line-ups.

## Summary

Line-ups can be very useful for laying a straight line that you want to find later, which makes them very useful for training a dog in AKC tracking. Early in his training I'll keep my eye on the dog with frequent glances up at my line-up. Later in his training I'll try not to look at a line-up very often, but will at times (such as after committing to a turn) use it to confirm his accuracy.

It also can be useful for tracklaying, since most AKC track legs are as straight as the judges can walk, and most tracklayers get a chance to re-walk their track and can find clear line-ups at that time if the judges haven't already pointed them out. If you have to locate the track later, and you have good line-ups, it's so much easier! Do I look for line-ups when I'm running a blind track? Not really. Once in awhile one looks pretty obvious to me, but I try to keep my mind open to what my dog tells me when he's in charge.

---

### Dues Reminder:

Dues are due January 1st and are considered lapsed after January 31st. Send your dues to Charlene Dunn, Treasurer, or bring them to the Christmas Party and Meeting on December 17th at the home of Susan Norvell. The Party will begin at 2:00 p.m. Watch for more information....



## UPCOMING TESTS

Oct. 30: TD, VST  
Sullivan, MO - closes Oct. 20  
Sandi Thompson  
gatewaytracking@yahoo.com

Nov. 6: TD  
Littleton, CO - closes Oct. 19  
Diane Thomson  
badblackcorgi@gmail.com

Nov. 6: TDX, TD  
Houston, TX - closes Oct. 27  
Mrs. Glenda Robbins  
bwdogs@sbcglobal.net

Nov. 6: TDX, TD  
Smithville, MO - closes Oct. 27  
Mary Vick  
m.vick@sbcglobal.net

**DFWTC**  
**Nov. 13: VST, TDU**  
**Bedford, TX - closes Nov. 3**  
**Ms. Tracy Freeling**  
**taf76137@yahoo.com**

Nov. 19: TDX  
Littleton, CO - closes Nov. 2  
Lynn Kaemmerer  
badblackcorgi@gmail.com

Nov. 20: TDU, TD, TDX  
Fort Worth, TX - closes Nov. 10  
Mrs. Judy Jackson  
jjblitzt@hotmail.com

Nov. 27: VST  
Houston, TX - closes Nov. 17  
Kathleen Milford  
kmliford@flash.net

Nov. 27: VST  
Albuquerque, NM - closes Nov. 16  
Ms. Lynn Wilson  
lynn@swcp.com

Dec. 4: TDX  
Sullivan, MO - closes Nov. 22  
Patricia Thayer  
conobtra@gmail.com

Dec. 4: TD, TDX  
Bellvue, CO - closes Nov. 21  
Karen Bever  
karen.bever@colorado.edu

Dec. 4: TD, TDX  
Smithville, MO - closes Nov. 24  
Jan Winner  
trackhounds@aol.com

# DFWTC Club Meeting Minutes

## For Approval

### Minutes of the August 20, 2016, DFW Tracking Club Meeting

Home of Charlene Dunn, 8425 Whistling Duck, Fort Worth, Texas 76118

Sarah Helber, President, called the meeting to order at 2:03 p.m.

In attendance were members Marian Beck-Edwards, Charlene Dunn (Treasurer), Tracy Freeling (Vice-President), Sarah Helber (President), Laurel Hoevker (Secretary), Pam Joyce (Board Member), Cindi Todd, Benita Zapata. Guests were Carson Albright and Pandora and John Galbraith.

The minutes of the June 11, 2016, meeting were approved as published on the dfwtrackers Yahoo Group

#### President's Report

Sarah thanked Charlene for hosting the meeting and serving as Grill Master

#### Secretary's Report

Signed contracts have been received from Charlene Dunn and Stephanie Crawford who will serve as judges for our November 13, 2016, VST/TDU Combined Test at the Texas Health Resources HEB Hospital in Bedford, TX.

Signed contracts have been received from Charlene Dunn and Stephanie Gonyeau who will serve as judges for our March 12, 2017, TD/TDX Combined Test at the LBJ National Grasslands, Decatur, TX.

Contracts for our January 15, 2017, VST had been received from Darlene Barnard and Linda Baschnagel prior to our March meeting.

#### Treasurer's Report

The report was passed around for review

#### Committee Reports

##### Judges' Committee

Judges have been contracted for the November 2016, January 2017 and March 2017 tests

Judges have not yet been hired for the November 2017 test

##### Budget Committee

Budget was passed around for review

Judges expenses have been reduced since judges are being home hosted by Charlene Dunn

Tracy Freeling asked if we needed a Seminar Committee

Not at this time

#### Election of Officers

Sarah announced that since there were no contested offices, the Slate of Officers was accepted as presented by the Nominating Committee at the June Meeting

President	Sarah Helber
Vice-President	Tracy Freeling
Treasurer	Charlene Dunn
Secretary	Laurel Hoevker
Board Member at Large	Pam Joyce

#### New Member Applications

Carson Albright requesting Regular Membership – first reading  
Carson has a German Shepherd Dog

Pandora and John Galbraith requesting Household Membership – first reading  
Pandora and John have a Bloodhound, Lab, and Mut

#### Unfinished Business

##### Fall Tracking Classes 2016

David Bull will be lead instructor, assisted by Jean-Maria Higginbotham  
Saturdays, October 1 through November 19

Cindi Todd mentioned that there has been *A LOT* of interest in the class  
Registration opens September 1, 2016



# DFWTC Club Meeting Minutes

For Approval ~ continued

## Winter Tracking Classes 2017

Sarah Helber and Marian Beck-Edwards will be the instructors  
Sundays, January 8 through February 26  
Registration will begin December 1

## November 13, 2016, VST/TDU

Application has been approved by AKC  
Premium List is due September 29, 2016  
La Quinta has been secured  
Committee Members

Tracy Freeling (Secretary/chair)  
Sarah Helber  
Laurel Hoevker  
Cindi Todd  
Pam Joyce

Charlene will check land in September

## January 15, 2017, VST

Application has been approved by AKC  
La Quinta has been secured  
Nancy Barclay will do hospitality  
Sarah will contact Maria Shoeneman to reconfirm our use of the TCC Campus  
with our insurance certificate to be sent after it's renewed  
Insurance is to be renewed in December

## March 12, 2017, TD/TDX Combined Test

Application has been approved by AKC  
Dec. 11: TD (pending), TDX  
Houston

Sarah will serve as Secretary/Chair

## Proposed Record Retention Policy

Charlene Dunn made a motion to send the proposed retention policy to the  
Board for discussion.

Motion was seconded by Cindi Todd. There being no objections, the  
motion was approved.

## Logo Tee Shirts and other apparel

Charlene checked with Marian's co-worker's husband

He would charge \$10 per shirt

He could only print on "light" shirts

She asked him to provide a sample and he was unwilling to do that

Charlene will check with the place in Frisco

## New Business

Marian asked when dues are due

Dues are due in December and may be paid at the December Christmas Party  
Sarah will check with Susan Norvell and see if she is willing to host the  
Christmas Party again this year

There being no other New Business, Tracy Freeling moved that our next club meeting be  
held on November 13 at the La Qunita Inn, Bedford, following the VST/TDU Test

The motion was seconded by Charlene Dunn. There being no objections, the  
motion passed.

A Board Meeting will follow the general meeting.

Tracy Freeling made a standing motion to hold club meetings following our November,  
January, and March tests

Charlene Dunn seconded the motion. There being no objections, the motion  
passed.

Motion to adjourn was made by Charlene Dunn

The motion was seconded and passed

The meeting concluded at 2:27 p.m.

Respectfully submitted,

Laurel Hoevker

Secretary

## MORE UPCOMING TESTS

Dec. 11: TD, TDX  
Sullivan, MO - closes Dec. 1  
Makalah Boyer  
mboyer12@aol.com

Dec. 11: TD, TDX  
Houston, TX - closes Dec. 1  
Cynthia Krohn  
cynkrohn@gmail.com

Jan. 1: VST  
Houston, TX - closes Dec. 2  
Kathleen Milford  
kmlford@flash.net

Jan. 8: VST  
Las Cruces, NM - closes Dec. 29  
Norma Rust  
njrust@aol.com

Jan. 8: TD, TDX  
Anderson, TX - closes Dec. 29  
Kathy Daniel  
vkdaniel@comcast.com

Jan. 15: TDX  
Smithville, MO - closes Jan. 4  
Rosi von Fintel  
rroufintel@kc.rr.com

Jan. 15: TD  
Smithville, MO - closes Jan. 4  
Nancy Kennedy  
nancy52660@aol.com

**DFWTC**  
**Jan. 15: VST**  
**Bedford, TD - closes Jan. 8**  
**Charlene Dunn**  
**crdslabs@yahoo.com**

Jan. 29: TD  
Santa Teresa, NM - closes Jan. 19  
Sandra Hill  
seranadehill@aol.com

**DFWTC**  
**March 12: TD, TDX**  
**Decatur, TX - closes March 2**  
**Ms. Sarah Helber**  
**shelber@att.net**

# Sopapilla Cheesecake Pie (from Allrecipes)

## shared by Marian Beck-Edwards

2 (8 ounce) packages of cream cheese, softened  
1 cup white sugar  
1 teaspoon Mexican vanilla extract  
2 (8 ounce) cans refrigerated crescent rolls

3/4 cup white sugar  
1 teaspoon ground cinnamon  
1/2 cup butter, room temperature  
1/4 cup honey

Preheat oven to 350 degrees F. Prepare a 9x13 inch baking dish with cooking spray.

Beat the cream cheese with 1 cup sugar and the vanilla extract in a bowl until smooth.

Unroll the cans of crescent roll dough and use a rolling pin to shape each piece into a 9x13 inch rectangle. Press one piece into the bottom of the 9x13 inch baking dish. Evenly spread the cream cheese mixture into the baking dish, then cover with the remaining piece of crescent dough. Stir together 3/4 cup of sugar, cinnamon, and butter. Dot the mixture over the top of the cheesecake.

Bake in the preheated oven until the crescent dough has puffed and turned golden brown, about 30 minutes. Remove from the oven and drizzle with honey. Cool completely in the pan before cutting into 12 squares.

**Remember the Recipe Rules:** The recipes shared here are original creations or favorite recipes. Please do not bring one of these dishes to a DFWTC covered dish event as the person who submitted the recipe may very well be planning to bring it. Thank you!



DFW Tracking Club  
C/O Cindi Todd  
6861 Greenleaf Dr.  
N. Richland Hills, TX 76180  
info@dfwtc.org

E-mail:  
dfwtrackers@yahoo.com

Yahoo Group:  
<http://groups.yahoo.com/group/dfwtrackers/>

Website: <http://www.dfwtc.org>

DFW Tracking Club was founded in the summer of 2005 by members of the tracking community who wished to offer tests, teach classes, and serve the tracking needs in the DFW area.

The mission of the DFW Tracking Club is to provide a need to the tracking community for tracking tests, tracking classes, and tracking education.

DFW Tracking Club has instructors who can service all levels of tracking from the novice to the advanced tracker. Our classes are structured to teach dogs and their humans to track for an AKC tracking test.

DFW Tracking Club is an AKC recognized club, and a 501(c) tax exempt organization.

For more information about the DFW Tracking Club, check out our website at <http://www.dfwtc.org> or email the club secretary at

[info@dfwtc.org](mailto:info@dfwtc.org)